



ITM UNIVERSITY – ITM Zone (ERP)

ITM UNIVERSITY – ITM Zone (ERP) is follow cloud based model to serve, we have hosted our ERP over AWS cloud. Cloud security at AWS is the highest priority. As an AWS customer, you will benefit from a data center and network architecture built to meet the requirements of the most security-sensitive organizations.

It contains various University modules like Examination , HR , Academic etc.

Users' Guide – EMS (EXAMINATION MANAGEMENT SYSTEM)

Release 1.0

TABLE OF CONTENTS

1.0 Login

1.1 How to Login

1.2 Type of Users

2.0 Student

2.1 Exam

2.2 Result

3.0 HoD / Dean

3.1 Exam (Marks)

3.2 Session Plan

3.3 Exam (Forms)

4.0 Exam Admin (CoE)

1. Academic
2. Exam
3. Marks Entry - 2015
4. Marks Entry - Ex (MIS Results)
5. Admit Card
6. Report
7. Reports (Ex. Only)
8. Reports SGPA / CGPA / YGPA

1. LOGIN

1.1 HOW TO LOGIN

Login process ensure the users and give access of his dashboard. Users give their username and password for login and server authenticate the details and authorize for belonging dashboard.



1.2 TYPE OF USERS

As per the process of University examination system basically 03 types of users interacting with this module. First one is student who are the major stack holder of this system and get interact for their exam part of university career. Second one is academic dean and another is exam admin or CoE.

Users Type:

- a) Student
- b) HoD / Dean
- c) Exam Admin

2 - STUDENT

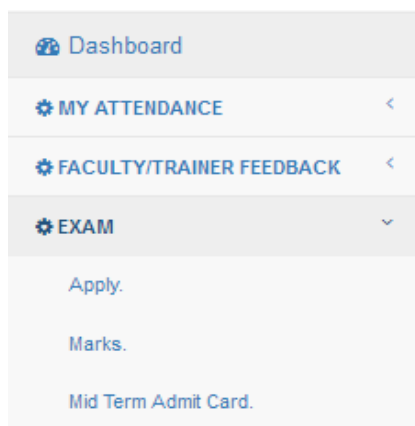
2. DASHBOARD OF STUDENT

The screenshot shows the student dashboard for Abhishek Gupta at ITM University, Oiwakar. The dashboard is organized into several sections:

- Header:** ITM University, Oiwakar logo and navigation icons.
- Profile Section:** A circular profile picture of Abhishek Gupta and a welcome message: "Welcome, Abhishek Gupta!".
- Navigation Menu:** A vertical list of menu items on the left side, including Dashboard, MY ATTENDANCE, FACULTY/TRAINER FEEDBACK, EXAM, STUDENT INFORMATION, RESULT, STUDENT GRIEVANCE, CALENDAR, ONLINE PAYMENT, HOSTEL, and PASSWORD.
- Key Action Cards:** Four prominent cards at the top right: "Student Profile" (with a person icon), "No Dues" (with a list icon and "No Dues Form" link), "MIS App" (with an Android icon and "Register for MIS App" link), and "Grievance" (with an exclamation mark icon and "Submit Feedback/Grievance" link).
- Notice Board:** A table of recent notices with columns for the notice text and a "View" link. The notices include:
 - Notice of Special Examination Sept. 2017 (2017-09-28 12:04:28)
 - Notice of New Time Table for Busses (2017-08-12 11:40:12)
 - Final notice to 2016 batch passing out (Final Year) B.E./B. Tech./B. Pharma/M. Tech./MCA/B.Sc./M.Sc./BBA/B.Com/MBA/B.Arch/Fashion designing/Interior Designing/Nursing & Agriculture students to submit their particulars in the Date Form of TAP Call available on their MS (2017-07-27 11:40:12)
 - NOTICE (Proposed invite for Tech.Fest of ITM University (Innovate, Segregate, Rise)) (2017-07-26 11:40:12)
 - Examination Notice for pass out batch- June 2017 (2017-07-13 11:40:12)
 - NOTICE for Placement Form (2017-06-28 12:10:15)
 - Notice regarding clear due fees and next sem fees (2017-05-29 16:11:56)
 - Registration Notice for B.Com/B.Com. Honors/BBA/BBA Honors and V Semesters (2017-05-29 16:20:31)

This Dashboard is very interactive and designed in such way to give simplification and visualization to student as much as possible. In dashboard lots of users related icons are visible by using student can see their finance, academic and notices related information in dashboard.

2.1 EXAM



Exam tab in student dashboard has three menu :

- a) Apply menu is used for apply in semester examination
- b) Marks menu is used to see internal marks
- c) Admit Card menu is used to see Admit Card / Hall Ticket for examination. There are two admit cards one is for their mid terms another is for final or end terms

2.1.1 APPLY FOR EXAM

Students can check their exam form details in which he or she can see some of the important examination information with their basic information:

Exam name, semester, date of exam, last date of apply, subject code for regular exam, ex papers etc.

Exam Application Form				Actions ▾	
Roll No	BETN1ME16001	Enrollment No	ITMET16S0035		
Name	ABHINAV KUMAR	Date Of Birth	15-12-1998		
Exam Name	1349/B.Tech./B.Tech.int. II Sem. Reg. June-2017 (Batch-2016)	semester	2		
Date of Exam	June-2017	Last Date			
Father Name:	AJAY KUMAR	Mother Name:	SANGEETA KUMARI		
Course:	BTECH.	Branch:	MECHANICAL ENGINEERING		
Semester:	2	Batch:	2016		
Subject Code(Regular)					
CHL0201[P] , CHL0201[T] , CSL0201[P] , CSL0201[T] , EEL0201[P] , EEL0201[T] , ESL0201[P] , ESL0201[T] , MAL0203[T] , MEL0202[P] , MEL0202[T] .					
Subject Code (Ex)					
You have applied on 2017-03-16 22:01:12					

2.1.2 MARKS (INTERNAL MARKS)


Students Check all components marks with this link

Report Student Marks	
Result is Live Now.	
Roll No.	BETN1ME16001
Select Exam*	1349/B.Tech./B.Tech.int. II Sem. Reg. June-2017 (Batch-2016) ▾
Component*	Class Participation ▾
Subject Code	Marks

2.1.3

ADMIT CARD FOR END TERM / MID TERM


Admit Card
Logout



END TERM EXAMINATION
ADMIT CARD June-2017

ROLL NO.: 8400AC16134
Name: Ramreddy Nagaraju
Program: B.Sc. Agriculture
Semester: I

ENROLLMENT NO.: ITMAC160139
Father's Name: Ramreddy Simivasa Rao
Branch:
STATUS: REGULAR 105A708




Student's Signature

Please attend to the Examination in the following subjects:

Theory			Practical		
S.NO	SUBJECT CODE	TITLE OF SUBJECT	S.NO	SUBJECT CODE	TITLE OF SUBJECT
1	MC026-12107	Water Management including Microirrigation			
2	IS-12107	Soil Chemistry, Soil Fertility and Nutrient Management			
3	MC05-12107	Fundamentals of Soil Water Conservation and Engineering			
4	CPB-12107	Principles of Plant Breeding			
5	PH-12107	Introductory Parasitology			
6	MIC026-12107	Agricultural Microbiology			
7	ITKT-12107	Introduction to computer application			
8	AE-12107	Principles of Agricultural Economics			
9	AE07-12107	Dimensions of Agricultural Extension			
Ex Subject Code			Repeater Subject Code		

Instructions:

1. Bring your admit card with identity card, issued by the ITM university.
2. Any discrepancy in candidate name, father name, Photograph, Program, Branch, Semester etc. should be informed to the ERP Cell.
3. Any discrepancy in subject name and subject code should be immediately informed to the office of **Examination Exam**.
4. Display the admit card at the examination hall. It is the sole responsibility of the candidate to check the details.
5. No candidate will be permitted to enter for the examination if the admit slip is more than 20 minutes in the term examinations and 10 minutes in the term examinations.
6. Candidate entering late for examination should be latecomer. Candidate who transfer of exam form through latecomer is not permitted in the examination hall.
7. Examinations are not permitted to take **handwritten notes, and loose paper or sheets** etc. in the examination hall entrance. This rule has to be followed as per order of the university.
8. Any discrepancy in admit card details or duplicate registration card must be discovered within 48 hours of the candidate from starting the examination.



Controller (Exam)
ITM UNIVERSITY - CHALLOO

ADMIT CARD OF STUDENT ARE USING LATEST TECHNOLOGY WITH QR CODE VARIFICATION FACILITY.


2.2 RESULT

Dashboard
MY ATTENDANCE <
FACULTY/TRAINER FEEDBACK <
EXAM <
STUDENT INFORMATION <
RESULT ▾
View Result.

VIEW RESULT

Result View (REGULAR)		
285	Dec-2014(B.Tech(Int.))Examination (III SEM'Regular') Batch2013	View Result
404	B.Tech./B.Tech.(I), Diploma IV Sem. Regular Exam : June, 2015 Batch 2013	View Result
635	B.Tech./B.Tech.(int.) V Sem. Reg. Batch 2013 Dec.2015	View Result
887	B.Tech./B.Tech.int. VI Sem. Reg. June-2016 Batch-2013	View Result
1155	B.Tech./B.Tech.(int.) VII Sem. Reg. Dec.2016 (Batch-2013)	View Result
1353	B.Tech./B.Tech.(int.) VIII Sem. Reg. Exam. June-2017(Batch-2013)	View Result
RESULT VIEW (EX)		
391	B.Tech.(int.) I Sem. Reg. Dec. 2013	View
606	B.Tech., B.Tech.(Int.) II Sem. Ex Exam June, 15 (Batch-2013)	View
RESULT VIEW (EX)		
1318	B.Tech./B.Tech.int. V Sem. Ex. Dec.2016 (Batch-2013)	View Result

http://www.itm.ac.in/itmportal/students/result/sem1_r_result.php?sem=3&id=16&cd=05&scholar=50776&ofno=873&CLL301&exam=201



3rd Semester/Trimester Exam Result

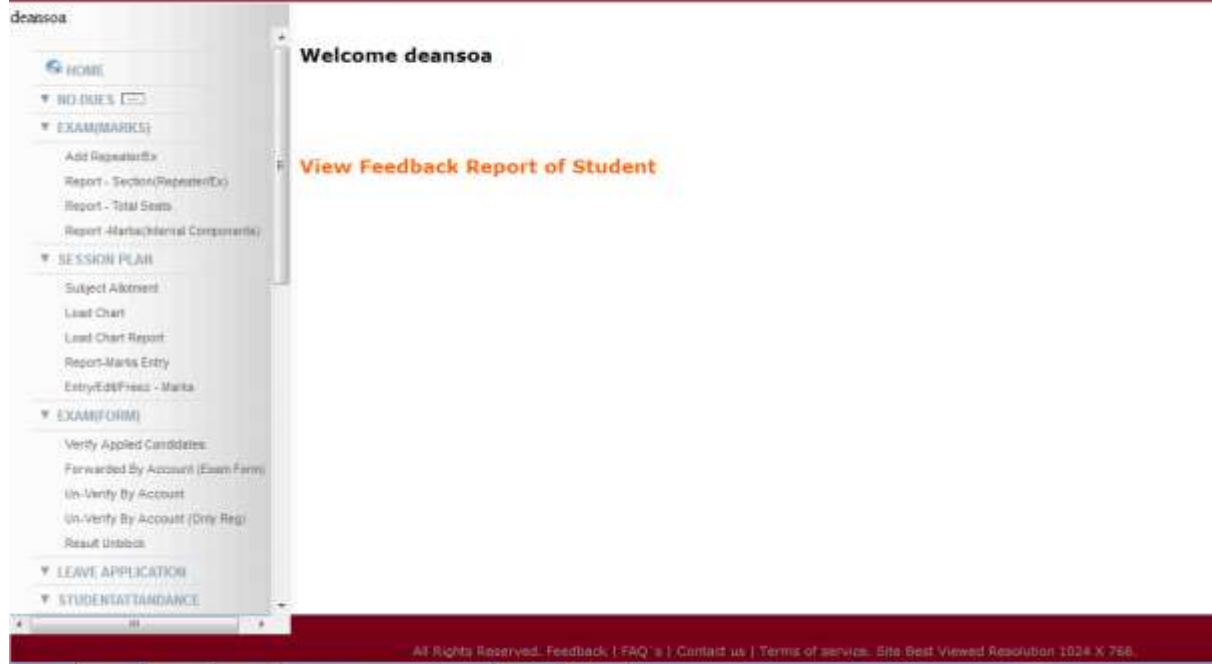
Roll No	SEM1/CLL301				Enrollment No				ITMEE1300420				Course/Branch				BTech and BTech (IT)- Civil Engineering							
Name	Akshay Sahas																							
Subject Code	Class	MT1	MT2	End	Total	Year	Credits	Grade	C.PGP	Grade	Internal	Prog.	End	Total	Total	Credits	Grade	C.PGP	Grade					
	Part			Term		Credits	Earned	Point			Visa	Eval.	Term		Credits	Earned	Point							
CEL302P											24	24	24	22	1	1	9	9	A					
CEL302(T)	26	10	22	12	44	4	4	9	25	OK														
CEL303P											24	24	24	14	1	1	9	9	B+					
CEL303(T)	27	18	18	20	63	3	3	7	21	B														
CEL304P											25	24	26	27	1	1	9	9	A					
CEL304(T)	24	20	23	28	75	3	3	6	24	B+														
CEL305P											28	28	28	32	1	1	10	10	A+					
CEL305(T)	28	16	22	27	67	3	3	7	21	B														
CEL306P											28	28	27	33	1	1	9	9	A					
HEL307P											22	22	25	26	1	1	7	7	B					
HEL307(T)	24	21	12	12	51	3	3	0	18	C-														
DPK - 7.85					RESULT - PASS																			

Disclaimer: The data belongs to ITM University. Please for any communication related to the published data, please contact to Examinator Cell of ITM University. -Over-

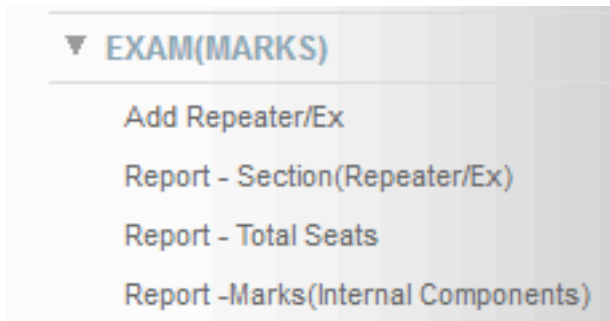
Note: 1. Exam - Regular / If Candidate feels aggrieved:
 1. In case of result issue candidate authority will be HOD / Dean.
 2. For any discrepancy in result student authority will be Dean. RMT/Computer Exam within 7 days of result declaration.
 Date of declaration:

3. HOD /DEAN

DASHBOARD OF DEAN



3.1 EXAM (MARKS)



3.1.1 ADD REPEATER STUDENT

THIS FACILITY IS USED TO ADD REPEATER STUDENTS FOR EXAMINATION. THIS FACILITY IS AVAILABLE WITH DEAN LOGIN.

Procedure to enter repeater student for examination:-

1. Click on **add repeater** option available in exam tab
2. Select course, Semester, Batch, Branch from the drop down list box.
3. Click on **get students** button

Repeater Student Registration	
Select Course	Please Select Course <input type="text"/>
Select Branch	Please Select Exam <input type="text"/>
Semester / Trim.	1 <input type="text"/>
Admission Batch	2011-12 <input type="text"/>
<input type="button" value="GET STUDENTS"/>	

Reports/Update Marks	
Update	
Report	

4. Next window will appear in which list of student will display under the **Roll No drop** down.
5. Select Batch, semester and click on get scheme to get list of subject
6. Select exam, roll number, subject code in which student needs to repeat
7. Other fields are optional
8. Click on save

Repeat step 5-8 for next student

Repeater Form

Select Scheme Batch	2011 <input type="text"/>	Select Semester	1 <input type="text"/>
Subject Code*	Select Code <input type="text"/>	Scheme	<input type="button" value="GET SCHEME"/>
Select Exam *	Please Select Exam <input type="text"/>		
Roll No*	Please Select Ro <input type="text"/>	Failed in Sem. *	1 <input type="text"/>
Registration as	Repeater <input type="text"/>	CP	<input type="text"/>
MT-1	<input type="text"/>	MT-2	<input type="text"/>
End Semester	<input type="text"/>	Total	<input type="text"/>
<input type="button" value="SAVE"/>			

3.1.2 VARIOUS REPORTS

A range of reports available to see information in various ways.

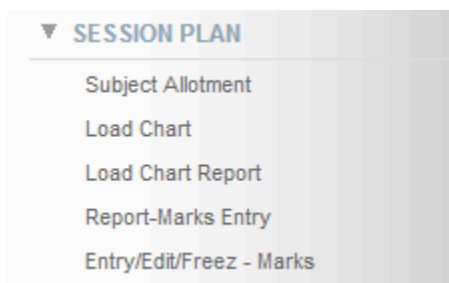
The screenshot displays two overlapping reports from a web application. The background report is titled 'Repeater/Ex Summary' and shows a table with columns for Dept. Name, User Id, Repeater, Ex, and Total. The foreground report is titled 'Repeater/Ex View' and shows a detailed table with columns for ID, Roll No, Subject Code, Subject Name, Failed in Sem., CP, MT-1, MT-2, End Sem., Total, and Type. The 'Repeater/Ex View' report lists several entries for students with roll numbers starting with BARN1AR14000, all of whom are 'Repeater' type students.

Dept. Name	User Id (Click above to see more detail)	Repeater	Ex	Total
		217	0	217
		1298	0	1298
		88	15	103
		1	25	26
		5	92	97
		210	1	211
		46	12	58
		487	385	872
		962	449	1411
		1104	254	1358
		146	10	156
		28	0	28
		21	7	28
		1393	1087	2480
		56	74	130

ID	Roll No	Subject Code	Subject Name	Failed in Sem.	CP	MT-1	MT-2	End Sem.	Total	Type
6015	BARN1AR14063	AR107[T]	AR107[T]	1	00	AB	AB			Repeater
5931	BARN1AR14005	AR107[T]	AR107[T]	1	16	AB	AB			Repeater
5915	BARN1AR14013	AR107[T]	AR107[T]	1	16	AB	AB			Repeater
5943	BARN1AR14020	AR107[T]	AR107[T]	1	15	AB	AB			Repeater
5938	BARN1AR14037	AR107[T]	AR107[T]	1	15	AB	AB			Repeater

3.2 SESSION PLAN

This menu is related to session plan along with internal marks entry. We follow ABCA (activity based continues assessment model) and accordingly marks entry option has been given here.



Session plan:

- a) Subject Allotment (*see in academic users help*)
- b) Load Chart (*see in academic users help*)
- c) Load Chart Report (*see in academic users help*)
- d) Entry / Edit / Freez – Marks
- e) Report- Marks Entry

3.2.1 ENTRY / EDIT / FREEZE – MARKS

The Concern **Authorities/HoD / Dean** enter the Students Examination Marks Entry for Individual. After completion of the examination the answer sheet will be validated by the University **Authorities/HoD / Dean** and they enter the marks in the marks cards.

Regular/Repeater Marks Entry

Select Exam	Please Select Exam <input type="button" value="v"/>
Select Course/Branch	Please Select Exam <input type="button" value="v"/>
<input type="button" value="GET STUDENTS FOR REGULAR"/>	

Select Exam	Please Select Exam <input type="button" value="v"/>
Select Course/Branch	Please Select Exam <input type="button" value="v"/>
Select Department	deansoa <input type="button" value="v"/>
<input type="button" value="GET STUDENTS FOR REPEATER"/>	

Update/Report/Freeze Marks

Select Exam	Please Select Exam <input type="button" value="v"/>
Select Course/Branch	Please Select Exam <input type="button" value="v"/>
<input type="button" value="GET REPORT"/>	

	Exam Title	1603/B.Tech./B.Tech.(int.) III Sem. Regular Dec.2017 (Batch-2016)	
	Component	Mid Term-I <input type="button" value="v"/>	
	Select Code*	CSP0305[P]/Web <input type="button" value="v"/>	
SN	Rollno	Name	Marks (* Enter AB in the case of Absent)
Total Record: 111			
LIST 1 LIST 2 LIST 3 LIST 4 LIST 5 LIST 6			



Exam Title		1603/B.Tech./B.Tech.(int.) III Sem. Regular Dec.2017 (Batch-2016)	
Component			Mid Term-I
Select Code*			CSP0305[P]/We
SN	Rollno	Name	Marks (* Enter AB in the case of Absent)
Total Record: 111			
1 LIST 2 LIST 3 LIST 4 LIST 5 LIST 6			
1	BETN1CS16001	AAYUSH KUMAR	<input type="text"/>
2	BETN1CS16002	ABHAI KATIYAR	<input type="text"/>
3	BETN1CS16003	ABHINABA MUKHERJEE	<input type="text"/>
4	BETN1CS16004	ABHINAV KUMAR	<input type="text"/>
5	BETN1CS16005	ABHINAV BHAGHEL	<input type="text"/>
6	BETN1CS16006	ABHISHEK TOMAR	<input type="text"/>
7	BETN1CS16007	AISHWARYA SAHAI	<input type="text"/>
8	BETN1CS16008	AISHWARYA ANAND	<input type="text"/>
9	BETN1CS16009	AKASH KUMAR	<input type="text"/>
10	BETN1CS16010	AKASH RANJAN	<input type="text"/>
11	BETN1CS16011	AMIT YADAV	<input type="text"/>
12	BETN1CS16012	AMIT SHARMA	<input type="text"/>
13	BETN1CS16013	ANSHI JAIN	<input type="text"/>
14	BETN1CS16014	ANSHUL CHAWLA	<input type="text"/>
15	BETN1CS16015	ANUJ ARORA	<input type="text"/>
16	BETN1CS16016	ARJUN SINGH	<input type="text"/>
17	BETN1CS16017	ASHISH KUMAR SINGH	<input type="text"/>
18	BETN1CS16018	AYUSH PANDEY	<input type="text"/>
19	BETN1CS16019	AYUSHI SINGH	<input type="text"/>
20	BETN1CS16022	BHANU PRATAP SINGH	<input type="text"/>
<input type="button" value="SUBMIT"/>			

3.2.2 REPORT – MARKS ENTRY

Select Course	Please Select Course
Select Branch	Please Select Exam
Semester	1
W.e.f. Year	Please Select
<input type="button" value="GENRATE MARKS REPORT"/>	

MARKS ENTRY REPORT							
Syllabus ID	Sub Code	No. of Student	No. of Component	No. of Child Component	Faculty Name	Detailed View	Exam View
1463	MAL0305[T]	67	67	67	santosh.sharma@itmuniversity.ac.in	View	View
817	ECL0304[T]	112	112	112	abhayshrivastava@itmuniversity.ac.in	View	View
818	ECL0304[P]	0	0	0	0	Not Found !	Not Found !
5135	CSL0356[T]	0	0	0	0	Not Found !	Not Found !
5136	CSL0356[P]	0	0	0	0	Not Found !	Not Found !
5137	CSL0357[T]	195	192	62	arun.kumar.yadav@itmuniversity.ac.in	View	View
5138	CSL0357[P]	0	0	0	0	Not Found !	Not Found !
5139	CSL0358[T]	111	111	111	hodcat@itmuniversity.ac.in	View	View
5140	CSL0358[P]	0	0	0	0	Not Found !	Not Found !
5141	CSP0305[P]	0	0	0	0	Not Found !	Not Found !

3.3 EXAM (FORMS)

EXAM(FORM)

- Verify Applied Candidates
- Forwarded By Account (Exam Form)
- Un-Verify By Account
- Un-Verify By Account (Only Reg)
- Result Unblock

4. Exam Admin (CoE)

4.1 Academic



4.1.1 Subject Entry

Subject Entry	
Subject Name :	<input type="text"/>
Short Subject Name :	<input type="text"/>
Subject Code :	<input type="text"/>
L/T/P :	<input type="text"/>
Internal Ass. Marks :	<input type="text"/>
External Ass. Marks :	<input type="text"/>
Total Marks :	<input type="text"/>
Credit :	<input type="text"/>
<input type="button" value="SAVE"/>	



4.1.2 Scheme / Syllbus Entry

Syllabus Entry

Course : 42/BTech.		Branch : 34/Computer Science and Engineering			Year :2017		Semester :1	
Syllabus ID	Sub Code	Sub Name	L/T/P	Int. Ass. Marks	Ext. Marks	Total Marks	Credit	Credit 2
Subject Search			<input type="text"/>			<input type="button" value="Find"/>		
SubId	SubName	SubCode	L/T/P	Int. Ass. Marks	Ext. Marks	Total Marks	Credit	Select for Add
<input type="text"/>			<input type="text"/>			<input type="button" value="UPDATE"/>		

4.1.3 View Scheme

 	Course Id/Name : 42/ BTech.	Branch Id/Name: 34/ Computer Science and Engineering	Sem : 2	W.e.f. : 2016
---	-----------------------------	--	---------	---------------

Sub Code	Sub Name	L/T/P	Int. Ass. Marks	Ext. Marks	Total Marks	Credit	Credit 2	Min. (Total)	Min. (Ext)	Min. (Int)
HUL0201[T]	Communication Skills and Colloquium		60	40	100		3			
HUL0201[P]	Communication Skills and Colloquium		60	40	100		1			
PHL0201[T]	Engineering Physics		60	40	100		3			
PHL0201[P]	Engineering Physics		60	40	100		1			
MAL0203[T]	Engineering Mathematics-II		60	40	100		4			
MEL0201[T]	Engineering Mechanics		60	40	100		4			
MEL0201[P]	Engineering Mechanics		60	40	100		1			
ECL0201[T]	Basic Electronics		60	40	100		3			
ECL0201[P]	Basic Electronics		60	40	100		1			
CSP0201[P]	Programming In C		60	40	100		1			

4.1.4 Edit Scheme

Syllabus ID	
Course	42/BTech. ▼
Branch	34/Computer Science and Engineering ▼
Year	2011 ▼
Sem	2 ▼
Sub Code	3404/Engineering Mechanics/MEL0201[T] ▼
Sub Name	Engineering Mechanics
L/T/P	<input type="text"/>
Int. Ass. Marks	<input type="text" value="60"/>
Ext. Ass. Marks	<input type="text" value="40"/>
Total Marks	<input type="text" value="100"/>
Min. Pass Marks	<input type="text" value="12"/>
Credit	<input type="text" value="4"/>
Credit 2	<input type="text" value="4"/>

4.2 Exam

- ▼ EXAM
- Schedule Exam
- Create Exam
- Verify Candidates
- Define Group

4.2.1 Create Exam

Exam Master

Exam Title:	<input type="text"/>	Date of Exam:	January ▾	2015 ▾
Last Date of Apply:	<input type="text"/>	Semester / Year:	1 ▾	2015 ▾
From Time:	<input type="text"/> (YYYY-MM-DD)	To Time:	<input type="text"/> (YYYY-MM-DD)	
Select School:	Select School ▾			
Type:	Regular ▾			
<input type="button" value="Save"/>				

Exam Scheduled

ExamID	ExamTitle	Type	Semester	School	Course	Branch	Batch	Last Date	Total Student Schedule	Add Course/
1726	B.Tech & MBA Int. VIII Sem. Special Exam. July-2017 (Batch-2017)	EX	8	SOMC	<input type="text"/>	null	2012		0	<input type="button" value="1726"/>
1725	B.Com. (Hons.) / B.Com. CA / CS II Sem. Special Exam. July-2017 (Batch-2014)	EX	2	SOMC	<input type="text"/>	null	2014		0	<input type="button" value="1725"/>
1724	BBA II Semester Special Exam. July-2017 (Batch-2014)	EX	2	SOMC	<input type="text"/>	null	2014		0	<input type="button" value="1724"/>

4.2.2 Schedule Exam

Select School	SOET / School of Engineering and Technology ▾
Select Exam Type	Regular ▾
Select Batch*	2016 ▾
Select Semester*	3 ▾
<input type="button" value="SUBMIT"/>	

Exam Scheduled

ExamID	ExamTitle	Type	Semester	School	Course	Branch	Batch	Last Date	Total Student Schedule	Add Course/Branch
262	June-2014(SOLS-B.Sc.,MSc" All Branch")II Sem "EX." Examination. Batch2012	EX	2	SOS	<input type="text"/>	All Branch		As per Notice	0	<input type="button" value="262"/>
261	June-2014(SOLS-B.Sc.,MSc" All Branch")II Sem "EX." Examination. Batch2011	EX	2	SOS	<input type="text"/>	All Branch		As per Notice	0	<input type="button" value="261"/>

4.2.3 Verified / Unverify Students List

Select Exam	Please Select Exam
Select Course/Branch	Please Select Exam
<input type="button" value="SEARCH UNVERIFIED STUDENTS"/>	

Select Exam	Please Select Exam
Select Course/Branch	Please Select Exam
<input type="button" value="SEARCH VERIFIED STUDENTS"/>	

4.3 Marks Entry-2015



4.3.1 Report – Marks (Internal Component)

After select ExamID from dropdown, we can enter all components (MidTerm-1, MidTerm-2, CP, Internal Viva, Progressive Evaluation) marks of respective courses that already defined when we create exam id. these are subject codes related to courses, branches, batches with the help of screen we can **EnterMarks, EditMarks, ViewMarks**.

Print: Exam Title	Diploma (Fashion & Interior Design) II Sem. Reg. June-2017 (Batch-2016)								
	Sem:2 Batch 2016								
Course	Branch								
Art - Diploma	Interior Design								
	SubCode	MidTerm1	MidTerm2	CP	Int.V	Prog.Eva.	Detail	Marks	Child Component Detail
	IDD-201[T]	6	6	36	0	0	Click	Click	Click
	IDD-202[P]	0	0	0	6	24	Click	Click	Click
	IDD-203[P]	0	0	6	6	24	Click	Click	Click
	IDD-204[P]	0	0	0	6	24	Click	Click	Click
	IDD-205[T]	6	6	36	0	0	Click	Click	Click
	IDD-206[P]	0	0	0	6	24	Click	Click	Click
	IDD-206[T]	6	6	36	0	0	Click	Click	Click
	IDD-207[P]	0	0	0	6	24	Click	Click	Click
	IDD-208[P]	0	0	0	6	24	Click	Click	Click
Art - Diploma	Fashion Design								
	SubCode	MidTerm1	MidTerm2	CP	Int.V	Prog.Eva.	Detail	Marks	Child Component Detail
	FDD-201[T]	4	4	24	0	0	Click	Click	Click
	FDD-202[P]	0	0	0	4	16	Click	Click	Click
	FDD-203[P]	0	0	0	4	16	Click	Click	Click
	FDD-204[P]	0	0	0	4	16	Click	Click	Click
	FDD-205[T]	4	4	24	0	0	Click	Click	Click
	FDD-206[T]	4	4	24	0	0	Click	Click	Click

4.3.2 Assessment Level - 1

With the help of this link(Assessment Level – 1), system automatically combined all marks in a single place and also we can get marks report of perticular course,branch,subject wise.

Assessment Marks

Select Exam	Please Select Exam
Select Course	Please Select Course ▼
Select Branch	Please Select Branch ▼
<input type="button" value="GET STUDENTS"/>	

Assessment Report

Select Exam	Please Select Exam
Select Course	Please Select Course ▼
Select Branch	Please Select Branch ▼
<input type="button" value="GET REPORT"/>	

4.3.3 Assessment Level – 2

With the help of this link(Assessment Level – 2), we can calculate Final marks, **CE*GP**, **GRADE with Gracing** of particular subjects [T][P], one by one (as university defined rules/formula of particular courses) and also we can get report with **Gracing** of particular course, branch, subject wise and after this process we can not edit/update marks.

Assessment Marks

Select Exam	Please Select Exam
Select Course	Please Select Course ▼
Select Branch	Please Select Branch ▼
<input type="button" value="GET STUDENTS"/>	

Assessment Report

Select Exam	Please Select Exam
Select Course	Please Select Course ▼
Select Branch	Please Select Branch ▼
<input type="button" value="GET REPORT"/>	

4.3.4 View TR (With Grace)

We can get final **Tabulation Register(TR)** with gracing (This is read only report you can not update/edit)...



ITM UNIVERSITY, GWALIOR																		
TABULATION REGISTER (WITH GRACE)																		
Exam: 1001/B.Sc. Agriculture II Semester June.2016 (Batch-2015)																		
Course: B.Sc. Agriculture																		
Branch:																		
SN	Roll No	Student Name	Subj. Code	Theory Slot										Practical				
				Class Par.	Mid Term 1	Mid Term 2	End Sem	Total	Total Credits	Credits Earned	Grade Point	CE+GP	Grade	Internal Viva	Prog. Eval.	End Term	Total	Total Credits
1	BAGN1AG15001	Hemant Gurjar	AE-121	21	13		29	63	2	2	7	14	B=				0	
			AENG-111	24	21		28	73	3	3	8	24	A				0	
			AEXT-121	25	20		22	67	2	2	7	14	B=				0	
			AGRON-121	24	24		26	74	3	3	8	24	A				0	
			GPB-121	15	15		22	52	3	3	6	18	B				0	
			MICROB-121	25	01		22	48	3	3	5	15	C				0	
			PP-121	25	18		27	70	2	2	7	14	B=				0	
			SS-121	24	23		26	73	3	3	8	24	A				0	
STAT-121	21	12		15	48	2	2	5	10	C				0				

4.3.5 View TR (Normal - Without Grace)

We can get **Tabulation Register(TR)** without gracing, Viewing process is same as (Ref. 4.3.4)

4.3.6 Pharmacy

All the process of **Assessment Level-1 , Assessment Level-2, View TR with Grace** same as upper points(Ref. 4.3.2, Ref. 4.3.3, Ref. 4.3.4)

4.3.7 Re-Evaluation

After live result student apply for reevaluation, in case of students marks need to update so we can modify students marks with the help of this link. Exam department can update only those students marks who has applied for reevaluation and data enter by exam cell.

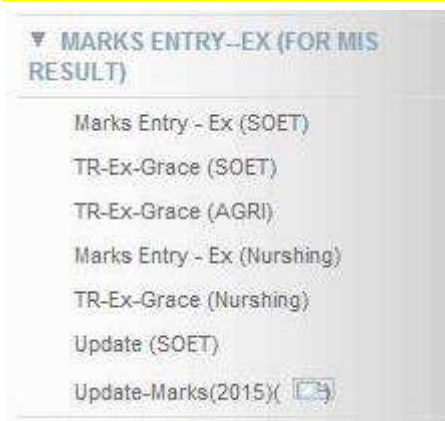
Tabulation Register

Theory												
RollNo	SubCode	C.P.	M1	M2	EndSem	Tot	TotCr	EmCr	GP	CEGP	Grade	IntViva

4.3.8 View TR (Re-Evaluation)

With the help of **ViewTR Reevaluation** we can view the students updated marks/result.

4.4 Marks Entry-Ex.(For MIS Results)



4.4.1 Marks Entry – Ex(SOET)

Ex. Marks entry same as regular marks entry, we can easily enter the students ex. Exam marks with the help of selection **Reg.ExamID, Ex.ExamID, Course, Branch, Batch**, Then you get student **old grade** and update **EX.(NEW) / Repeater** marks...

ITM UNIVERSITY, GWALIOR																						
TABULATION REGISTER																						
Exam: 283/Dec-2014(B.Tech/(Int.))Examination (VII SEM*Regular*) Batch2011																						
Course: BTech,																						
Branch: Computer Science and Engineering																						
SN	Roll No	Student Name	Sub. Code	Theory Slot														Pe				
				Class Par	Mid Term 1	Mid Term 2	End Sem	Total	Total Credits	Credits Earned	Grade Point	CE*GP	Grade	Ex Update	Internal Viva	Prog. Eval.	End Term		Total	Total Credits	Es	
1	BETN1CS11009	Akash Sharma	CSD0702													24	24	30	78	2	2	
			CSD0703													22	18	32	72	2	2	
			CSD0705																			
			CSE0721	24	06	06	16	46	4	4	4	16	E									
			CSE0722	24	5	05	7	36	4	0	0	0	U*	Repeater								
			CSL0717	22	0	0	16	40	4	4	4	16	E*		18	22	30	70	1	1		
			CSL0720	22	03	3	23	48	4	4	4	16	E		20	20	32	72	1	1		
			CSL0728	22	2	02	08	32	4	0	0	0	U*	Mark								
			Total								26	18	SGPA:	3.69	F=FAIL							
						CSD0702											22	23	32	77	2	2
			CSD0703											24	17	30	71	2	2			

Update Marks Screen

Update Marks of BETN1CS11076

Subject	Class P	Mid Term 1	Mid Term 2	End Term
CSL0717[T]	24	20	20	03
Fill New Marks				
Class Participation	<input type="text" value="24"/>			
Mid Term 1	<input type="text" value="20"/>			
Mid Term 2	<input type="text" value="20"/>			
End Term	<input type="text"/>			
<input type="button" value="SAVE"/>				

4.4.2 TR-Ex-Grace(SOET)

Get final EX TR, process same as regular TR.

4.4.3 TR-Ex-Grace(Agriculture)

Get final EX TR, process same as regular TR.

4.4.4 Marks Entry – EX. (Nursing)

With the help of the link, we can enter marks for all nursing courses.

4.4.5 TR-Ex-Grace(Nursing)

Get final EX TR, process same as regular TR.

4.5 Admit Card



4.5.1 Special Admit Card

Some time we need to give special admit card to student on ursornt bases at that time we can generate admit card immedialty to skip all rules the facility is given to COE level...



ITM UNIVERSITY-GWALIOR
EXAMINATION SPECIAL ADMIT CARD
June, 2016

ROLL NO.: BARNARI2001
Name: Akansha Tomar
Program: B.Arch
Semester:

ENROLLMENT NO.:
Father's Name:
Branch: B.Arch

STATUS
REGULAR

Student's Signature

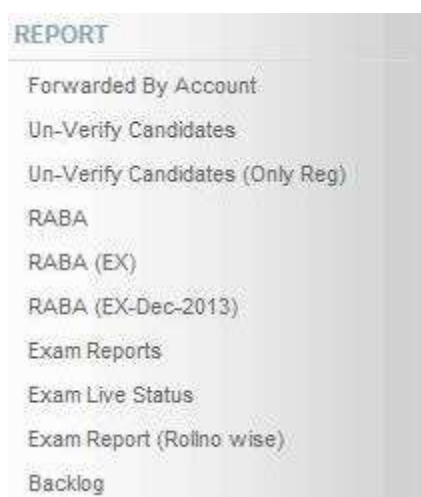
Please admit to the Examination in the following subject(s):

Theory			Practical		
S.NO	SUBJECT CODE	TITLE OF SUBJECT	S.NO	SUBJECT CODE	TITLE OF SUBJECT
			1	AR-801[P]	Professional Training

Provisionally permitted subject to eligibility. Any discrepancy in candidate's Name, Father's Name etc. should be informed to the office of the Controller (Exams) immediately.

Controller (Exams)
ITM UNIVERSITY-GWALIOR

4.6 Reports



4.6.1 Forwarded By Account

With the help of this link, we can easily identify exam form status like (Applied by Student, Forwarded by dean, Forwarded by Account Dept.)

SN	ExamID	Branch	Roll No	Full Name	Varified By Account	Applied by Student	Varified By Dean
1	1384	170	BARN1AR16002	Akshay Sharma	2017-03-06 09:29:59	YES	YES
2	1384	170	BARN1AR16004	Aurabinda Ghosh	2017-03-06 09:29:59	YES	YES
3	1384	170	BARN1AR16005	Dhirendra Singh Chouhan	2017-04-29 15:06:39	YES	YES
4	1384	170	BARN1AR16006	Fofana Raissa	2017-03-24 16:22:00	YES	YES
5	1384	170	BARN1AR16008	Madhu Mandal	2017-03-06 09:29:59	YES	YES
6	1384	170	BARN1AR16009	Prakhar Agrawal	2017-05-04 12:38:49	YES	YES
7	1384	170	BARN1AR16010	Pranjal Golash	2017-03-06 09:29:59	YES	YES
8	1384	170	BARN1AR16011	Soumil Senapati	2017-04-29 14:41:59	YES	YES
9	1384	170	BARN1AR16012	Tejaswini Maheshwari	2017-04-29 15:06:39	YES	YES
10	1384	0	BARN1AR16013	Asmita Madan	2017-05-03 13:05:06	YES	YES
11	1384	0	BARN1AR16014	Godula Sai Shiva charan Reddy	2017-05-12 10:06:05	YES	YES
12	1384	0	BARN1AR16015	Govardhn Goud Lakkamsani Ediga	2017-05-04 12:38:49	YES	YES
13	1384	0	BARN1AR16016	Karan Dewangan	2017-03-06 09:29:59	YES	YES
14	1384	0	BARN1AR16017	Pankaj Agrawal	2017-03-06 09:29:59	YES	YES
15	1384	0	BARN1AR16018	Shilpi Sahu	2017-05-12 10:06:06	YES	YES

4.6.2 UnVerify Candidate

Help in Students registration details, FEE Details and Verify By Account status.

SN	ExamID	Branch	Roll No	Full Name	Dues	Reg/Un-Reg	Time of Applied	Varified By Account
1	1385	BARC	BARN1AR15001	Abhay Singh Rajpoot	Cancelled	1 Sem 2 Sem		
2	1385	BARC	BARN1AR15011	Divesh Pawaiya	Cancelled	1 Sem 2 Sem		
3	1385	BARC	BARN1AR15012	G Amar	154500.00 Cr	1 Sem 2 Sem 3 Sem 4 Sem		
4	1385	BARC	BARN1AR15020	Muskan Agrawal	43500.00 Dr	1 Sem 2 Sem		
5	1385	BARC	BARN1AR15024	Pranjal Pranit Nath	12500.00 Dr	1 Sem 2 Sem 3 Sem 4 Sem		

Debit: 56000

4.6.3 UnVerify Candidate(Only Reg.)

Only Registered Students will Show in the list, procees is same like upper report.

4.6.4 RABA

Registered We can generate RABA for different different parametter like :


- 1)Applied and Verified Students.

- 2)Applied but Not Verified.
- 3)Not Applied Students.
- 4)All Register
- 5)Applied and verified but not register..



Record of Answer Book & Attendance
B.Architecture II Sem. Regular June-2017 (Batch-2016)
121 2 Sem./Trim.

Branch:170

S.No	Roll No.	Name Of Candidate	Sub. Code	Ans Book No.	Date	Shift	Student Sign
1	BARN1AR16002	 Akshay Sharma	AR-201				
			AR-202				
			AR-203				
			AR-204				
			AR-205				
			AR-206				
			AR-207				
			AR-208				
			ESL-201				


4.6.5 RABA for EX

Process is same like regular



Record of Answer Book & Attendance
B.Architecture II Sem. Regular June-2017 (Batch-2016)
121 2 Sem./Trim.

Branch:170

S.No	Roll No.	Name Of Candidate	Sub. Code	Ans Book No.	Date	Shift	Student Sign
1	BARN1AR16002	 Akshay Sharma	AR-201				
			AR-202				
			AR-203				
			AR-204				
			AR-205				
			AR-206				
			AR-207				


4.6.6 Result Live Status

Result live or pending status....

EXAM	COURSE	BRANCH	DATE OF LIVE
Select Course	133 / Art - Diploma	Show	
Diploma (Fashion & Interior Design) II Sem. Reg. June-2017 (Batch-2016)†			
EXAM	COURSE	BRANCH	DATE OF LIVE
1391	133/Art - Diploma	189/Fashion Design	12-06-2017
1391	133/Art - Diploma	188/Interior Design	12-06-2017
Diploma (Fashion/Interior Design) I Sem. Ex. Dec.2016 (Batch-2015)			
EXAM	COURSE	BRANCH	DATE OF LIVE
1324	133/Art - Diploma	188/Interior Design	16-02-2017
Diploma (Fashion & Interior Design) I Sem. Exam. Dec.2016 (Batch-2016)			
EXAM	COURSE	BRANCH	DATE OF LIVE
1245	133/Art - Diploma	189/Fashion Design	13-01-2017
1245	133/Art - Diploma	188/Interior Design	13-01-2017
Diploma Interior Design II Sem. Special Exam. August-2016(Batch-2014)			
EXAM	COURSE	BRANCH	DATE OF LIVE
1241	133/Art - Diploma	188/Interior Design	27-10-2016
Art Diploma II Sem. Reg. Exam. June-2016			
EXAM	COURSE	BRANCH	DATE OF LIVE

4.6.7 BackLog report

Report is showing all back paper till current sem and also help in current SGPA.

 Report Backlog				
Exam Name	Dec-2014(B.Tech/(Int.))Examination (VII SEM"Regular") Batch2011			
Semester	7			
Course	BTech.			
Branch	Computer Science and Engineering			
Sr. No.	Roll No	Name	Subject Code	Current SGPA
1	BETN1CS11009	Akash Sharma	,CSL0717[T],CSL0728[T],	3.69
2	BETN1CS11046	Divya PrataP Singh	.,CSL0720[P]	5.38
3	BETN1CS11076	Mayur Pandey	,CSL0717[T],	6
4	BETN1CS11077	Mehar Satsangi	.,CSD0702[P],CSL0720[P]	0
5	BETN1CS11095	Prabodh Jain	,CSE0722[T],	4.62
6	BETN1CS11109	Ramneek Singh	.,CSD0703[P]	5.81

4.7 Reports(EX. Only)

▼ REPORT (EX ONLY)

Calculate No of Paper

Calculate Exam Wise

4.7.1 Calculate No. Of Papers

Students,course,branch wise, paper calculation (Backlog) reports...

4.7.2 Calculate Examwise

Students examwise paper calculation (Backlog) reports...

4.8 Reports SGPA/CGPA/YGPA

▼ REPORT YGPA/CGPA

Reports YGPA/CGPA

4.8.1 Report SGPA/CGPA/YGPA

		Course:42 Branch:34 Batch:2012 Sem:8																		
SN	Roll	Full Name	I/II Sem.				III/IV Sem.				V/VI Sem.				VII/VIII Sem.					
			SGPA 1	1/Cr.	SGPA 2	2/Cr.	YGPA	SGPA 3	3/Cr.	SGPA 4	4/Cr.	YGPA	SGPA 5	5/Cr.	SGPA 6	6/Cr.	YGPA	SGPA 7	7/Cr.	SGPA 8
1	BETN18T12002	Ankit Bhattacharjee	8.55	22	8.62	21	8.58	6.91	23	8.13	23	7.52	7.83	24	7.38	24	7.61	7.88	26	9.00
2	BETN1CS11086	Neha Singh Rajawat	5.29	21	6.13	23	5.73	3.50	23	3.91	23	3.71	1.13	24	2.00	24	1.57	2.38	26	2.52
3	BETN1CS11138	Shubham Shrivastava	5.29	21	5.09	23	5.19	4.48	23	4.57	23	4.53	2.71	24	5.38	24	4.05	4.00	26	5.88
4	BETN1CS12001	ASHAY KUMAR	6.48	21	6.96	24	6.74	6.48	23	6.39	23	6.44	6.33	24	6.29	24	6.31	6.19	26	6.88
5	BETN1CS12002	ASHINAV DIXIT	5.43	21	6.00	24	5.73	5.52	23	5.48	23	5.50	5.33	24	5.54	24	5.44	5.77	26	6.72
6	BETN1CS12003	ASHINN ADESH	8.19	21	7.96	24	8.07	8.26	23	8.39	23	8.33	8.46	24	8.33	24	8.40	7.38	26	8.84
7	BETN1CS12004	ABHISHEK KUMAR RAI	6.10	21	4.08	24	5.02	4.48	23	5.35	23	4.92	1.00	24	0.96	24	0.98	0.00	6	0.00
8	BETN1CS12005	ADITI MAHESHWARI	6.67	21	6.50	24	6.58	6.70	23	6.70	23	6.70	7.08	24	7.83	24	7.46	7.27	26	8.36
9	BETN1CS12006	ADITYA MISHRA	6.19	21	6.33	24	6.26	6.30	23	6.35	23	6.33	5.63	24	6.13	24	5.88	6.54	26	7.72
10	BETN1CS12007	AJAY KUMAR PACHORI	6.10	21	6.54	24	6.33	6.83	23	6.39	23	6.61	5.71	24	6.58	24	6.15	6.62	26	7.52

